

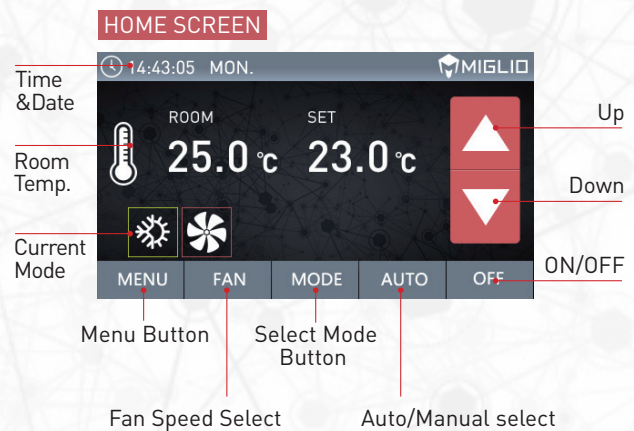
## THTS(MIG-200) TOUCH-SCREEN THERMOSTAT



### 1. FEATURES

- Color Touch Screen
- 4-pipe or 2-pipe systems are available
- Adjustable Heat, Cool, Heat/Cool, Fan Mode control
- 0-10V Output
- 5+1+1 weekly programmable
- Clock and Date Display
- RS-485, Modbus
- 86\*86mm mounting

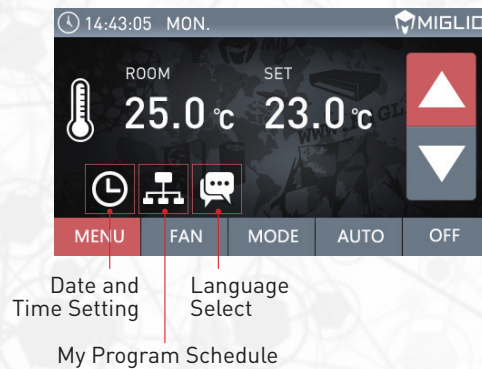
### 2. LCD DISPLAY



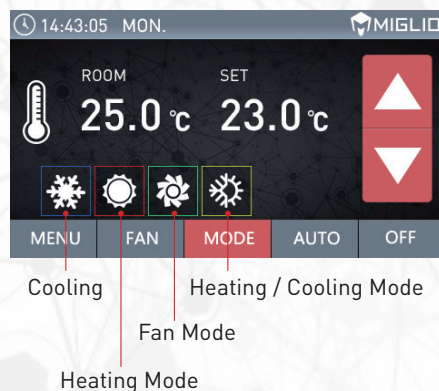
### 3. TECHNICAL DATA

Operation Voltage	230V, 50/60Hz
Backlight	Color
Power Consumption	1.5W
Analog output	10mA
Sensor	NTC 10K, 3950ohms at 25°C
Temp. Setting Range	10-50°C
Accuracy	± 0.5°C
Ambient Temp.	0-50°C
Protection Class	IP30
Relative Humidity	85%
Housing	ABS to UL94-5 fire retardant plastic

#### SUB MAIN MENU SCREEN

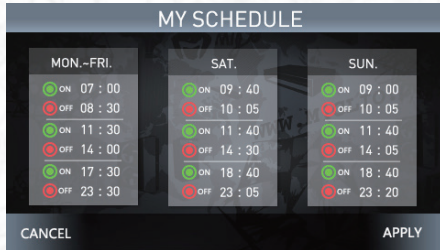



#### SUB MODE MENU SCREEN



## 4. TECHNICAL SETTING



### SCHEDULE REVIEW



Press Menu button, and select  then enter the schedule review. If you want to change the schedule, touch that part too.




### EDIT MY SCHEDULE

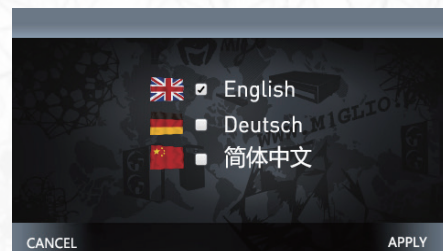


For example, if you want to edit Mon.~Fri. schedule, you can press Mon.~Fri. part, then you will enter the edit page. Every on/off time can be selected through the  or  button. After setting, press APPLY.

## 5. EDIT DATE AND TIME & LANGUAGE SELECTION



Press  to enter date & time editing page, then press  or  to select the correct date and time. After setting, press APPLY.



## 6. PARAMETER SETTINGS

